


# Shropshire Outcomes

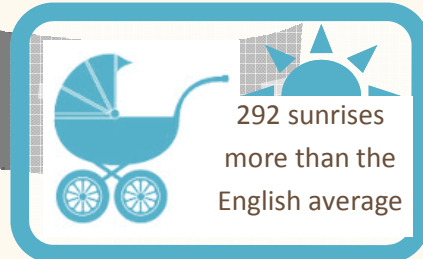
Number of **looked after children** per 10,000 has **increased**



Number of **referrals** to children's social care has **increased** compared to last year



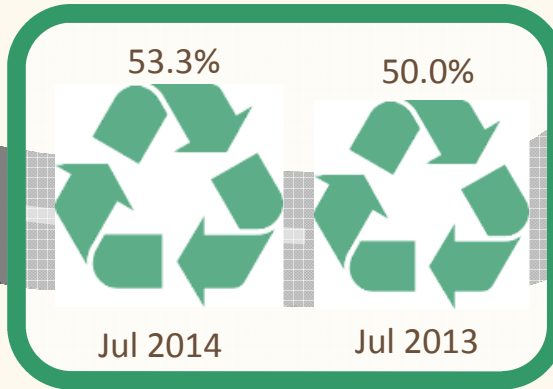
**Your life outcome** SC1  
Welcome to Shropshire



Born in 2012, average **life expectancy** is **81.8 years**

**Your environment outcome** SC2  
A Great Place To Live

Household waste sent for **recycling, re-use or composting** has **increased**



In 2013/14 **Shropshire** reported **5.7% less** incidents of **fly-tipping** than their **near neighbours**

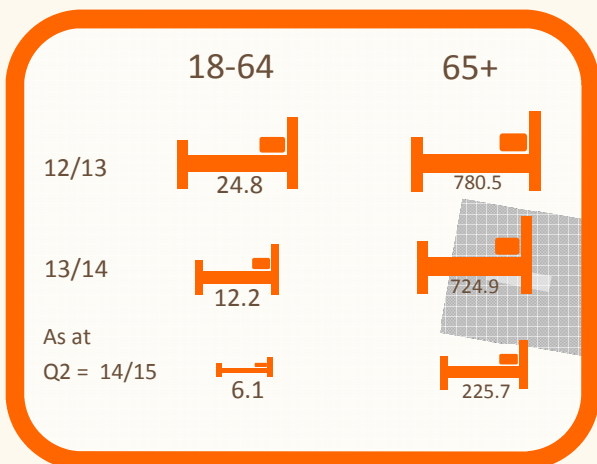
**Your money outcome** SC3  
Floreat Salopia

More houses on **Council Tax register**



Numbers of **self employed** is **up**, and **higher** than comparator areas

**Your health outcome** SC4  
Please Drive Carefully



**Reduced permanent admissions** into residential care homes, per 100,000 population



**Increase in delayed transfers of care** from hospital, per 100,000 population aged 18+, due to Adult Social Care